


WATER INLET AND WASTE SYSTEMS

COMFORT-LEVEL/COMFORT-LEVEL PLUS

- modern design of understated elegance with an extra flat overflow knob and reduced radii
- visible parts in chrome
- unique regulation of the water level using a separate lever, which allows the water depth to be increased continuously by up to 50 mm for even more comfortable bathing
- COMFORT LEVEL PLUS: with practical filling function, invisibly integrated in the overflow
- suitable for KALDEWEI bathtubs and Turbo whirl systems only



Front view

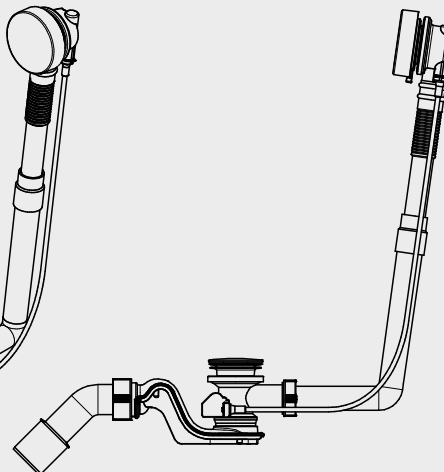
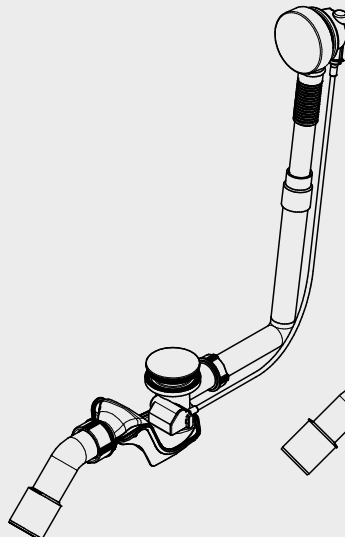


COMFORT-LEVEL



COMFORT-LEVEL PLUS

COMFORT-LEVEL
Mod. KA 4001, KA 4002



COMFORT-LEVEL PLUS
Mod. KA 4011, KA 4012

